

2019 Community Overview

A SOCIO-ECONOMIC PROFILE

Town of Trochu

POPULATION: 1,058

Median Age

Male	44.0
Female	45.8

Number of Businesses: 66 (2017)

Permits Issued (2018): 21
Total Permit Value (2018): \$11.4 million

Average Household Income

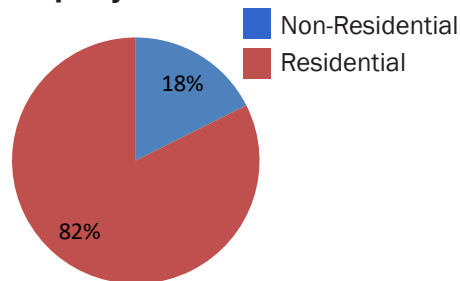
\$85,520

**Average After-Tax
Household Income**

\$73,533

2015

Property Assessments

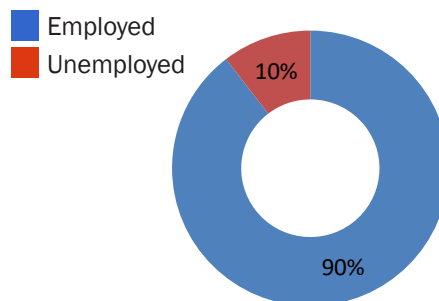


In the Labour Force

Participation Rate

570

67%



Transportation

Trochu is centrally located with plenty of accessibility. We are located in South Central Alberta on Highway 21, which is the 2nd most used North/South Highway behind Highway 2. We are 2 ½ hours S.E. of Edmonton, 1 ½ hours N.E. of Calgary, 50 minutes S.E. of Red Deer, 40 minutes straight East of Olds.



A proud member of



**Total Households
for Tenure
420**

**Owned 76%
Rented 24%**

Average Household Consumption

Shelter	\$18,270
Food	\$8,252
Household operation & furnishings	\$7,590
Health care	\$2,634
Transportation	\$12,619
Recreation & Entertainment	\$5,796
Personal care & clothing	\$4,910
Child Care	\$485
Education & books	\$1,592
Miscellaneous expenditures	\$2,182
Total	\$64,330

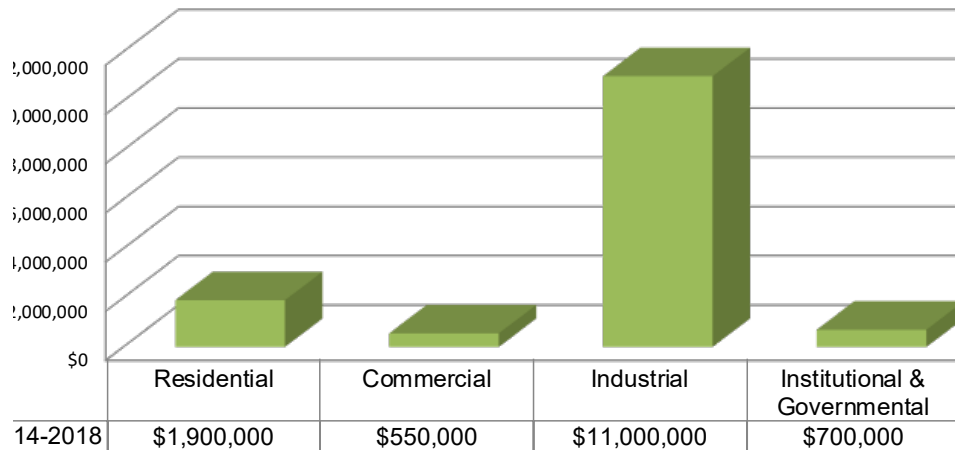
Vehicle Registrations (2017)

2,015

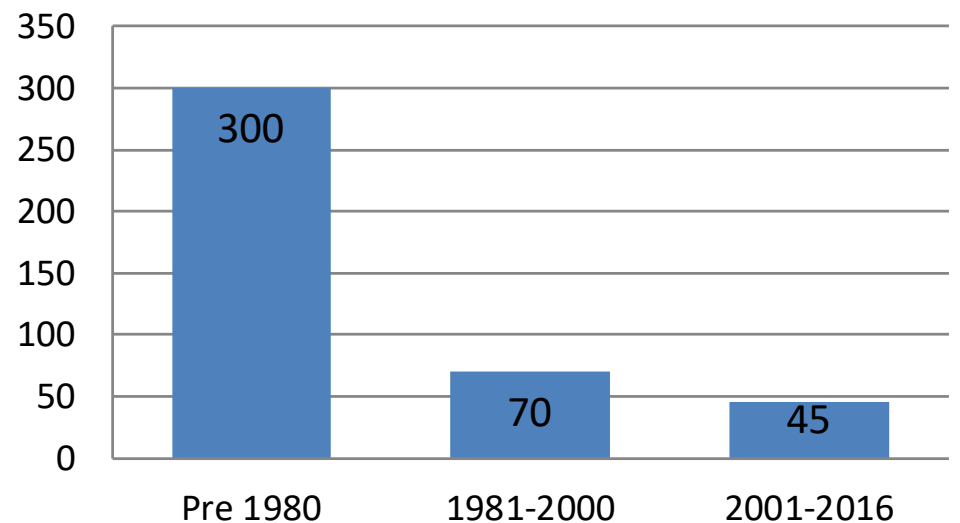
Housing by Structure

Single Family	330
Multi-Family	45
Apartments	5
Movable Dwellings	40

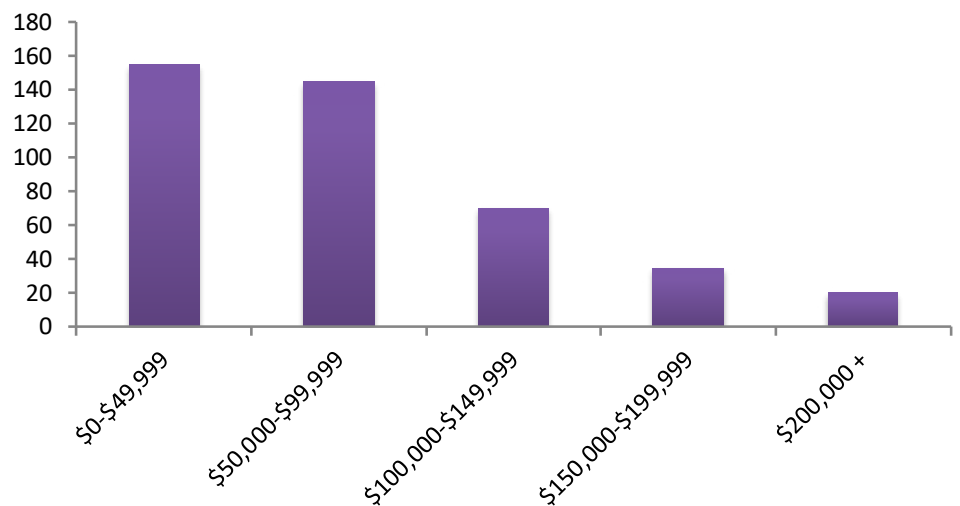
5-Year Average Building Permits by Category




Occupied Private Dwelling by Period of Construction



Number of Households by Income Group





Quality of Life

You'll be hard pressed to find a place jam packed with more community spirit than Trochu. Trochu offers all the small town benefits with all the essential services one needs – great recreation facilities, full K – 12 modernized school, a golf course, a community fitness centre, beautiful green spaces, medical facilities, restaurants, shopping and much more!



Trochu is home to the world's largest golf tee, which is over 12 meters (40 feet) tall!

Top Ten Industries

(number of jobs)

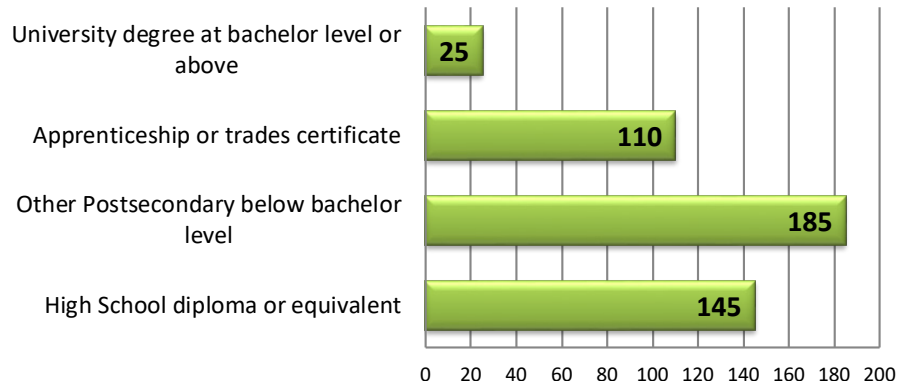
Construction	70
Manufacturing	55
Retail trade	55
Agriculture, forestry, fishing and hunting	45
Services other than public administration	45
Transportation and warehousing	40
Mining, quarrying, and oil and gas extraction	35
Finance and insurance	35
Public administration	35
Wholesale trade	30

Occupations

(number of jobs)

Trades, transport and equipment operators and related occupations	170
Sales and service occupations	140
Management occupations	75
Manufacturing and utilities	60
Business, finance and administration occupations	40
Natural resources, agriculture and related production occupations	35
Art, culture, recreation and sport	15
Natural and applied sciences and related occupations	10
Health occupations	10
Education, law and social, community and government services	10

Highest Educational Attainment (Ages 25-64)



Top Employers

Sunterra Meats
 Town of Trochu
 Trochu Motors
 Cargill
 Cervus Equipment Trochu
 Viterra Trochu
 Covenant Health
 Golden Hills School Division #75
 ATB Financial
 Bank of Montreal



Trochu Community Centre all set up for an event



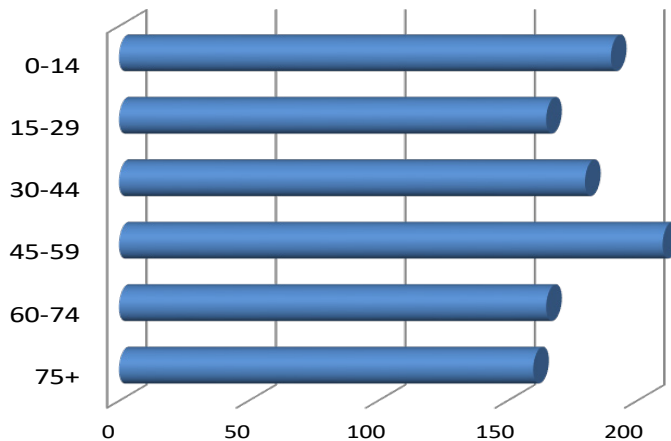
2019 Community Overview

A SOCIO-ECONOMIC PROFILE

Land Space/Costs

Trochu is forward thinking, always considering the big picture and using common sense. You won't find big city red tape in Trochu. Administration is willing to work with entrepreneurs to solve problems. There is plenty of space, no business license charges, and reasonable corporate taxes.

Population by Age Group



K-9 Enrollment

216 (2016)

High School Enrollment

62 (2016)

Post-secondary Enrollment

52 (2014)

New Apprentices

5

(2015)



For more information, contact:

Development Department

Ph: 403-442-3085

Email: utilities@townoftrochu.ca

www.town.trochu.ab.ca

Produced in partnership with



www.centralalberta.ab.ca

The data used to prepare this report has been sourced from the Alberta Regional Dashboard, Stats Canada 2016 Census and municipalities. The reference period is the calendar year 2015 for all Census income variables.

This report is for information purposes only and CAEP does not assume any responsibility or liability by providing it. While every effort has been made to control errors, users are advised to confirm any numbers before making decisions or assumptions based on the information in this document. Data prepared by Pinnacle Communication & Media Inc. on behalf of CAEP.

For more information about CAEP, contact:

Ph: 403-357-2237

Email: info@caepalberta.com